

Conference Solution

Connect. View. Participate



VIRTUAL AUDIENCE IN THE CATH LAB

Live audio and video connection between the cath lab and a conference room. Optimal solution for education and conference that enables a large audience to participate in a live intervention.

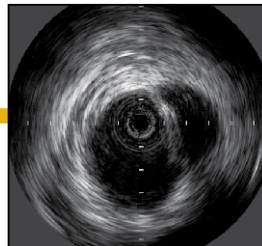
Conference Solution – Virtual audience in the cath lab

Cath lab to conference room overview

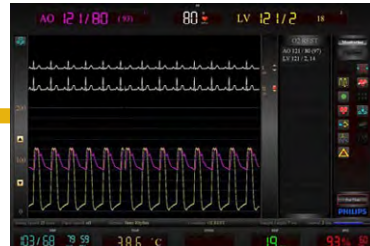
FFR



IVUS




Hemodynamics



PACS system or similar



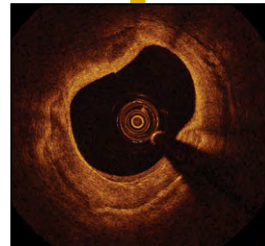
Ambient camera



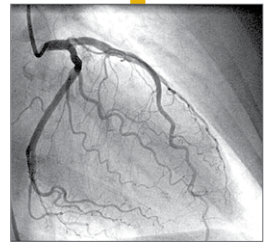
Close up camera (optional)



OCT



Angio



Cath lab

- View any connected modality from the cath lab in your conference room
- Get live camera feed with audio from the cath lab
- Lossless video transmission
- Bi-directional audio so that the audience can interact with the physician
- Select which images to view in the conference room by using a MIT provided touch panel or a PC application on touch panel
- Controllable ambient camera (pan, tilt, zoom and focus)

Conference room



SYSTEM INCLUDES

- 7 inch control with touch panel or similar PC application
- Bi-directional audio
- Wireless headset (in-ear monitor and microphone)
- Ambient full HD camera
- Controllable camera (pan, tilt, zoom and focus)
- Connect up to 8 modalities
- Optical fiber transmission to conference room



medical imaging
technologies

Head Office
Medical Imaging Technologies
Porfyrvägen 5, 224 78 Lund, Sweden

info@medimtech.org
medicalimagingtechnologies.com